

**PRICES ARE SUBJECT TO CHANGE AT ANY TIME
DUE TO THE EVER-CHANGING PRICES IN THE
STEEL INDUSTRY**

THANK YOU FOR CHOOSING



BULLDOG STEEL



BULLDOG STEEL

AND METAL BUILDING COMPONENTS

*EVERY COMPONENT FOR
BUILDING YOUR FUTURE!*

PRODUCT REFERENCE BOOK

bulldogsteeltx.com

(432) 606-5092

info@bulldogsteeltx.com

9702 S. Service Rd.

Big Spring, TX 79720

Bulldog Steel Policies

Material Returns

There are no returns on panels and trim! There will be a 10% restocking charge on all other materials. On all refunds, the material must be returned in original condition and accompanied by a sales receipt within 30 days of purchase.

Stocking and pricing

Due to market fluctuations, prices are subject to change without notice! Please call to verify pricing and availability. If you have an inquiry on items not listed, please contact us via email or phone, we may be able to special order them for you!

Warranty

Panels have a 40yr LIMITED warranty!

Customers are responsible to providing a copy of the invoice on all warranty claims.

Delivery Service

We offer delivery for our customers. Standard charges are as follows: for deliveries within the county limits, a \$50 charge will be added; for all others, delivery is \$4/ mile! If a forklift is required for unloading an additional \$75 will be added.

Special Orders

All special orders must be paid in full at the time of order!

CONVERSIONS

LENGTH

UNIT	MULTIPLY BY	TO FIND
MILLIMETERS (MM)	0.039	INCHES (IN)
METERS (M)	3.28	FEET (FT)
METERS (M)	1.09	YARDS (YD)
KILOMETERS (KM)	0.621	MILES (MI)
INCHES (IN)	25.4	MILLIMETERS (MM)
FEET (FT)	0.305	METERS (M)
YARDS (YD)	0.914	METERS (M)
MILES (MI)	1.61	KILOMETERS (KM)

AREA

UNIT	MULTIPLY BY	TO FIND
SQUARE INCHES (IN ²)	645.2	SQUARE MILLIMETERS (MM ²)
SQUARE FEET (FT ²)	0.093	SQUARE METERS (M ²)
SQUARE YARD (YD ²)	0.836	SQUARE METERS (M ²)
ACRES (AC)	0.405	HECTARES (HA)
SQUARE MILES (MI ²)	2.59	SQUARE KILOMETERS (KM ²)
SQUARE MILLIMETERS (MM ²)	0.0016	SQUARE INCHES (IN ²)
SQUARE METERS (M ²)	10.764	SQUARE FEET (FT ²)
SQUARE METERS (M ²)	1.195	SQUARE YARD (YD ²)
HECTARES (HA)	2.47	ACRES (AC)
SQUARE KILOMETERS (KM ²)	0.386	SQUARE MILES (MI ²)

GAUGE TO INCHES

GAUGE	FRACTION	INCHES
20 GAUGE		0.035
18 GAUGE		0.049
16 GAUGE	1/16	0.065
14 GAUGE	5/64	0.083
12 GAUGE	7/64	0.109
11 GAUGE	1/8	0.120
10 GAUGE	9/64	0.135

FRACTION	DECIMAL	MM	FRACTION	DECIMAL	MM
1/64	0.015625	0.397	33/64	0.515625	13.097
1/32	0.03125	0.794	17/32	0.53125	13.494
3/64	0.046875	1.191	35/64	0.546875	13.891
1/16	0.0625	1.588	9/16	0.5621	14.288
5/64	0.078125	1.984	37/64	0.578125	14.684
3/32	0.09375	2.381	19/32	0.59375	15.081
7/64	0.109375	2.778	39/64	0.609375	15.478
1/8	0.125	3.175	5/8	0.625	15.875
9/64	0.140625	3.572	41/64	0.640625	16.272
5/32	0.15625	3.969	21/32	0.65625	16.669
11/64	0.171875	4.366	43/64	0.671875	17.066
3/16	0.1875	4.763	11/16	0.6875	14.463
13/64	0.203125	5.159	45/64	0.703125	17.859
7/32	0.21875	5.556	23/32	0.71875	18.256
15/64	0.234375	5.953	47/64	0.734375	18.653
1/4	0.25	6.350	3/4	0.75	19.050
17/64	0.265625	6.747	49/64	0.765625	19.447
9/32	0.28125	7.144	25/32	0.78125	19.844
19/64	0.296875	7.541	51/64	0.796875	20.241
5/16	0.3125	7.938	13/16	0.8125	20.638
21/64	0.328125	8.334	53/64	0.828125	21.034
11/32	0.34375	8.731	27/32	0.84375	21.431
23/64	0.359375	9.128	55/64	0.859375	21.828
3/8	0.375	9.525	7/8	0.875	22.225
25/64	0.390625	9.922	57/64	0.890625	22.622
13/32	0.40625	10.319	29/32	0.90625	23.019
27/64	0.421875	10.716	59/64	0.921875	23.416
7/16	0.4375	11.113	15/16	0.9375	23.813
29/64	0.453125	11.509	61/64	0.953125	24.209
15/32	0.46875	11.906	31/32	0.96875	24.606
31/64	0.484375	12.303	63/64	0.984375	25.003
1/2	0.5	12.7	1	1	25.4

PANELING.....1

TRIM.....2-3

SCREWS.....4

DRIVE PINS AND ANCHOR BOLTS.....4

SEALANTS AND PAINTS.....5

BEAMS.....6

PURLIN.....6

SQUARE AND RECTANGLE TUBING.....7

ANGLE IRON AND DIAMOND PLATE.....8

PLATE STEEL AND EXPANDED METAL.....9

FLAT STRAP.....11

CHANNEL IRON, REBAR, BASE ANGLE,
RECEIVER CHANNEL, WELD CLIPS.....12

INSULATION, CLOSURES, DOORS, TAPES
MASTERFLASH, AND SKYLIGHTS.....13

WELDING SUPPLIES.....14-15

ACCESSORIES16-18

MEASUREMENT CONVERSION TABLES.....19-20

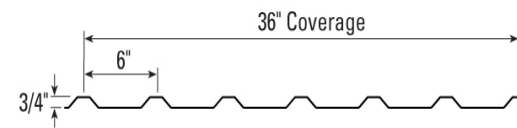


GALVALUME ... \$3.84/ LFT

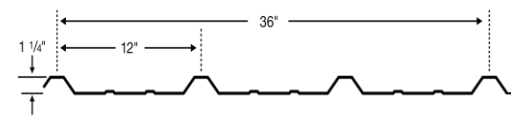
COLORS (REDS, GRAYS, BROWN) ... \$4.49/ LFT

COPPER ... \$4.99/ LFT

PBU



PBR



***SPECIAL ORDER COLORS. ASK REPRESENTATIVE ABOUT THESE COLORS. WILL TAKE EXTRA TIME TO GET THESE ITEMS IN!**

BARREL HINGES

4" W/O PLATE ...	\$3.76 EA
5" W/ PLATE ...	\$8.71 EA
6" W/O PLATE ...	\$5.22 EA
7" W/ PLATE ...	\$17.32 EA
8" W/O PLATE ...	\$7.96 EA



PIANO HINGES

3"X72" 11 GA ...	\$49.30 EA
4"X72" 11 GA ...	\$57.44 EA

WELD ON HINGES

3" X 3" ...	\$2.92 EA
-------------	-----------



LATCHES

SPRING LATCH W/ RING

SMALL ...	\$2.50 EA
LARGE ...	\$7.66 EA

SPRING LATCH W/ RUBBER GRIP \$6.90 EA

1/2" SLIDE BOLT LATCH ... \$2.42 EA



ACCESSORIES (CONT.)

17

POST CAPS

2-7/8" DOMED ...	\$1.48 EA
2-3/8" DOMED ...	\$1.24 EA
2" CAST IRON BALL ...	\$4.50 EA
4" STEEL PRESSED BARE ...	\$2.28 EA
3" PYRAMID ...	\$2.94 EA
2" STEEL PRESSED BARE ...	\$1.00 EA



DOOR BRACKETS

SINGLE DOOR ...	\$5.20 EA
DOUBLE WALL MOUNT ...	\$20.06 EA
SINGLE CEILING MOUNT ...	\$13.76 EA
SINGLE WALL MOUNT ...	\$14.60 EA
4 WHEEL DOORTRACK ROLLER ...	\$15.64 EA



WELD ON LASHING RINGS

1/2" ...	\$7.32 EA
3/4" ...	\$13.76 EA



TOGGLE CLAMPS

5" ...	\$6.82 EA
7" ...	\$13.66 EA



TRIM

2

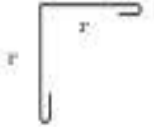
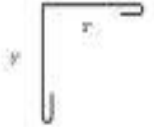
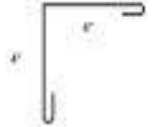
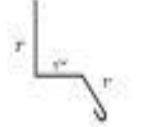


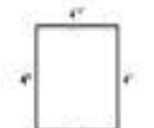
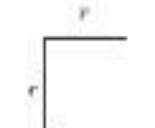
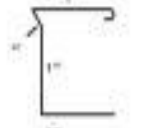
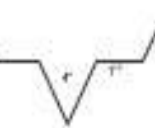


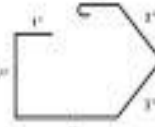
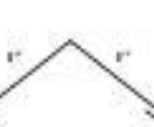
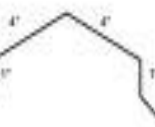
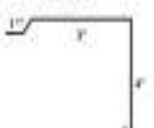
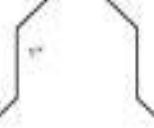




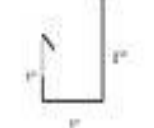
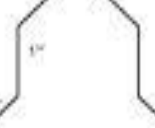
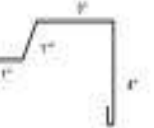
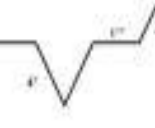





2X2 ANGLE ...	\$1.42/ FT
3X3 ANGLE ...	\$1.48/ FT
4X4 ANGLE ...	\$1.71/ FT
BASE TRIM ...	\$1.48/ FT
DOOR JAMB COVER 6-1/8 ...	\$2.17/ FT
DOOR JAMB COVER 8-1/8 ...	\$2.64/ FT
DOWN SPOUT ...	\$3.66/ FT
ECONOMY EAVE ...	\$1.48/ FT
DOOR HEADWIDE ...	\$1.48/ FT
SCULPTURED CORNER (R OR U PANEL)	
• INSIDE OR OUTSIDE	\$2.69/ FT
DOOR HEAD (R OR U PANEL) ...	\$1.48/ FT
DOOR JAMB (R OR U PANEL) ...	\$1.48/ FT
GUTTER ...	\$3.38/ FT
RIDGE FLASH ...	\$2.69/ FT
RIDGE ROLL ...	\$2.69/ FT
HOUSE RAKE (R OR U PANEL) ...	\$2.11/ FT
TRANSITION (R OR U PANEL) ...	\$2.23/ FT
SCULPTURED RAKE ...	\$3.26/ FT
VALLEY ...	\$3.72/ FT
SCULPTURED PREHUNG GUTTER ...	\$3.49/ FT
SCULPTURED HIGH SIDE EAVE ...	\$3.26/ FT
RESIDENTIAL RAKE ...	\$2.29/ FT
FLAT SHEET (43" WIDE) ...	\$3.35/ FT
PEAK SHEETS	\$15.00 EA

GUTTER STRAPS	\$2.50 EA
DOWNSPOUT STRAPS	\$2.50 EA
PEAK BOX	\$12.00 EA
GUTTER ENDCAPS	\$7.00 PAIR
KICKOUTS	\$14.50 EA

**ALL TRIM CAN BE
CUSTOMIZED TO YOUR
NEEDS!**

**DON'T SEE WHAT YOU NEED
HERE? GIVE US A CALL OR
COME BY AND WE CAN GET
YOU FIXED UP!**

SEE NEXT PAGE FOR PROFILES

2x2 Angle 	3x3 Angle 	4x4 Angle 	Base Trim 	Door Jam Cover 6.125 
Door Jam Cover 8.125 	Down Spout 	Economy Eave 	Door Head Wide 	Inside Corner 
R Panel Head 	R Panel Jam 	Reg Gutter 	Ridge Flash 	Ridge Roll 
RPN House Rake 	RPN Sc Corner 	RPN Transition 	Sc Corner 6x4 	Sc Rake 
UPN Head Trim 	UPN Jam Trim 	UPN Corner 	UPN House Rake 	UPN Inside Corner 
UPN Transition 	Valley 	Sculptured Pre Hung Gutter Specify Pitch 	Sculptured High Side Eave Specify Pitch 	Residential Rake 4"R 3"U 

ACCESSORIES (CONT.)

6-1/2" SPRING HANDLE ...	\$4.18 EA
1/2" X 4-1/2" HDG J-BOLT ...	\$2.84 EA
FEMALE HINGE PLATE FOR JBOLT ...	\$1.59 EA
CABLE CLIPS FOR 3/4" CABLE ...	\$0.20 EA
6" X 1/2" EYEBOLT WITH NUT ...	\$3.62 EA
HANDLE ...	\$2.50 EA
WELDING HELMET REPLACEMENT HEAD GEAR ...	\$4.67 EA
SAFETY GLASSES ...	\$2.77 EA
CHIPPING HAMMER ...	\$10.18 EA
11" LOCKING C-CLAMP PLIERS ...	\$13.62 EA
SOAP STONE HOLDER (FLAT) ...	\$2.08 EA
SOAP STONE REFILLS 6PK (FLAT) ...	\$1.86 EA
METAL DEVIL STEEL BLADE 8" 42T ...	\$79.99 EA
500' PINK STRING W/ REEL ...	\$16.33 EA
RATCHET BINDER ...	\$28.31 EA
70 PROOF TRANSPORT CHAIN ...	\$72.70 EA
RATCHET TIE DOWN 2" X 27' ...	\$16.33 EA
SAFETY VESTS-L OR XL ...	\$7.23 EA
PIGSKIN LEATHER GLOVES—L OR XL ...	\$6.38 EA
TURBO SHEAR ...	\$110.63 EA
TURBO SHEAR REPLACEMENT BLADES ...	\$45.00 EA
REVMARK QUIKDRAW MARKER ...	\$3.54 EA
YELLOW ANTI SLIP SAFETY TAPE ...	\$66.15 EA
1/4" NUT DRIVER BIT W/ MAGNET ...	\$2.50 EA
5/16" NUT DRIVER BIT W/ MAGNET ...	\$2.50 EA



ACCESSORIES (CONT.)

15

AUTO DARKENING WELDING HELMETS ...	\$58.25 EA
WELDING AND CUTTING OUTFIT ...	\$299.99 EA
.035" MIG WELDING WIRE ...	\$55.06 EA
E7018 5/32" 50# WELDING RODS ...	\$86.88 EA
1/4" X 25' TWIN WELDING HOSE ...	\$34.38 EA
300 AMP ELECTRODE HOLDER ...	\$11.89 EA
#1-#4 WELDING CABLE CAMLOCK CONNECTOR ...	\$10.83 EA
CLEAR REPLACEMENT LENS 3-1/2" X 4-5/16" ...	\$10.25 EA
CLEAR REPLACEMENT LENS 1-7/8" X 4" ...	\$5.86 EA
WELDING SHADE 2" X 4-1/4" ...	\$2.08 EA
WELDING SHADE 4-1/2" X 5-1/4" ...	\$4.10 EA
MEDIUM WELDING MAGNET ...	\$8.80 EA
LARGE WELDING MAGNET ...	\$9.84 EA
2-3/4" KNOT CUP BRUSH ...	\$10.68 EA
MIG WELDING PLIERS ...	\$11.52 EA
SINGLE FLINT STRIKER ...	\$2.08 EA
TRIPLE FLINT STRIKER ...	\$6.25 EA
300 AMP STEEL GROUND CLAMP ...	\$6.16 EA



SCREWS, DRIVE PINS, ANCHOR BOLTS

4

LAP- 1/4-14 x7/8 Lap Screw

DURASEAL ...	\$25.00 BAG OF 250
PAINTED ...	\$25.00 BAG OF 250



TEK SCREWS--12-14x1 1/4 Self Driller

DURASEAL ...	\$25.00 BAG OF 250
PAINTED ...	\$25.00 BAG OF 250



TEK SCREWS--12- 3/4 Short Self Drill TEK

AVAILABLE IN:

ASH GRAY	CHARCOAL	DURASEAL
LIGHTSTONE/IVORY	TAN	POLAR WHITE
\$22.38 BAG OF 250		



WOOD BINDERS--10- 1 1/2 Wood Grip

DURASEAL ...	\$21.87 BAG OF 250
PAINTED ...	\$21.87 BAG OF 250



DRIVE PINS

1/4"x1.5" Drive Pins (Nail Anchors) ...

\$22.57 BOX OF 100



ANCHOR BOLTS

1/2"x4.25" ANCHOR BOLT ...	\$1.27 EA
----------------------------	-----------



SEALANTS--- NOVA FLEX	
ALMOND	\$15.68 EA
BLACK	\$15.68 EA
BLUE WHITE	\$15.68 EA
BROWN	\$15.68 EA
BRANDYWINE	\$15.68 EA
CHARCOAL GRAY	\$15.68 EA
COPPER	\$15.68 EA
DARK BRONZE	\$10.48 EA
GREEN	\$10.48 EA
GUTTER GRAY	\$10.48 EA
LINCOLN BRONZE	\$10.48 EA
PATINA GREEN	\$10.48 EA
RED	\$10.48 EA
REGAL BLUE	\$19.63 EA
REGAL RED	\$15.68 EA
SILVER METALLIC	\$15.68 EA
SANDSTONE	\$10.48 EA
SIERRA TAN	\$15.68 EA
TRANSLUCENT	\$15.68 EA

TOUCH UP PAINT	
11OZ CANS	\$13.42 EA
ASH GRAY	BLACK
BURNISHED SLATE	BRIGHT WHITE
CHARCOAL GRAY	COCOA BROWN
COPPER METALLIC	CRIMSON RED
GALLERY BLUE	SADDLE TAN
6OZ CANS	\$9.80 EA
ANTIQUE BRONZE	ASH GRAY
BERRY	BUCKSKIN
BLACK	BURNISHED SLATE
BRIGHT WHITE	CHARCOAL GRAY
COLONY GREEN	COCOA BROWN
COPPER METALLIC	CRIMSON RED
DARK RED	DESERT SAND
EVERGREEN	FERN GREEN
GALLERY BLUE	GALVALUME
HAWAIIAN BLUE	IVORY
IVY GREEN	LIGHTSTONE
OLD TOWN GRAY	POLAR WHITE
RUSTIC RED	SADDLE TAN
	TAUPE

TYPE 1 CUT OFF WHEELS	
• 4-1/2" X 0.45 X 7/8"	\$1.86 EA
• 5" X 0.45 X 7/8"	\$2.08 EA
• 6" X 1/16" X 7/8"	\$2.50 EA
• 14" X 3/32" X 1" (FOR CHOP SAW)	\$6.70 EA
TYPE 27 DEPRESSED CENTER CUT OFF WHEELS	
• 4-1/2" X 0.45 X 5/8"-11	\$4.00 EA
• 4-1/2" X 0.45 X 7/8"	\$1.94 EA
• 6" X 0.45 X 7/8"	\$2.50 EA
GRINDING WHEELS	
• 4-1/2" X 1/4" X 5/8"-11 W/HUB	\$5.36 EA
• 4-1/2" X 1/4" X 7/8" NO HUB	\$3.04 EA
FLAP DISK	
• 4-1/2" GRIT 40	\$9.24 EA
• 4-1/2" GRIT 60	\$9.24 EA
CUTTING TIPS—VICTOR STYLE	
• 1-101-00	\$7.30 EA
• 1-101-0	\$7.30 EA
• 1-101-1	\$7.20 EA
• 1-101-2	\$7.30 EA
• 1-101-3	\$10.25 EA
TIP CLEANERS	\$2.44 EA
0.35 CONTACT TIPS 5PK	\$4.52 EA



SQUARE PLASTIC CAPS	
• 4" x 3/16" or 1/4"	\$13.00 EA
• 2" x 14GA and 11GA	\$1.00 EA
• 1.5" x 16GA - 11GA	\$.75 EA

ACCESSORIES

13

INSULATION

72" X 104' VINYL INSULTION \$426.38 EA

TAPES

DOUBLESIDED TAPE 180' \$22.50 EA

PATCH TAPE - 2.83" X 150' \$40.00 EA

ROPE SEALER 3/8" X 3/32"X 45' \$5.05 EA

RED OXIDE PRIMER—5GAL

\$163.08 EA

MASTER FLASH

#3--1/4"-5 3/4" (UP TO 275*F) \$16.30 EA

#3--1/4"-5" (UP TO 500*F) \$30.11 EA

#5--4.25"-7.75"(UP TO 275*F) \$29.96 EA

#7--6"- 11"- (UP TO 500*F) \$62.94 EA

#9-9-1/2"-20-1/2" (UP TO 275F) \$120.24 EA

FOAM CLOSURES

R-PANEL INSIDE \$1.65 EA

R-PANEL OUTSIDE \$1.65 EA

U-PANEL INSIDE \$0.79 EA

U-PANEL OUTSIDE \$1.05 EA

EXPANDABLE CLOSURE 13' \$29.68 EA

DOORS

3'X7' DOOR \$220.00 EA

4' X 7' DOOR \$300.00 EA

3' X 7' DOOR FRAMES \$190.00 EA

- AVAILABLE IN 4", 6", AND 8"

3' X 7' 8-1/4 DEAD BOLT \$191.43 EA

4' X 7' DOOR FRAMES \$200.00 EA

- AVAILABLE IN 4", 6", AND 8"

6'X7' DOOR FRAMES \$310.00 EA

- AVAILABLE IN 4", 6", AND 8"

6" X 30" X 1/4"GLASS KIT \$121.18 EA

HALF GLASS KIT \$150.77 EA

SKYLIGHTS

R-SKYLIGHT - 4oz 12' CLEAR \$63.40 EA

U-SKYLIGHT - 4oz 12' CLEAR \$73.00 EA

R-SKYLIGHT - 4oz 12' FROSTED \$65.69 EA

U-SKYLIGHT - 4oz 12' FROSTED \$73.00 EA

BEAMS ANDS PURLIN

6

IBEAMS

\$100.84 CWT

8" X 4" 10#

- AVAILABLE IN 20', 40', AND 50'

10" X 4" 12#

- AVAILABLE IN 20', 40', AND 50'

12" X 4" 14#

- AVAILABLE IN 20', 40', AND 50'

12" X 4" 19#

- AVAILABLE IN 20', 40', AND 50'

14" X 5" 22#

- AVAILABLE IN 20', 40', AND 50'

16" X 5.5" 26#

- AVAILABLE IN 20', 40', AND 50'



TO CALCULATE BEAM PRICE:

POUNDRAGE OF BEAM

MULTIPLY BY

LENGTH OF BEAM

DIVIDE BY 100

MULTIPLY BY CWT PRICE



CEE PURLIN

3" X 1.5" 14GA \$2.07 FT

- AVAILABLE IN 20', 25', AND 30'

4" X 1.5" 14GA \$2.42 FT

- AVAILABLE IN 20', 25', AND 30'

6" X 2" 14GA \$3.31 FT

- AVAILABLE IN 20', 25', AND 30'

8" X 2.5" 14GA \$4.28 FT

- AVAILABLE IN 20', 25', AND 30'

10" X 2.75" 14GA \$4.97 FT

- AVAILABLE IN 30'

SQUARE AND RECTANGLE TUBING

7

SQUARE TUBING

1/2" 16 Gu. Square Tubing 20'	\$24.20 EA
1" 14Gu. Square Tubing 20'	\$30.54 EA
1" 11Gu. Square Tubing 20'	\$66.44 EA
1.25" 14Gu. Square Tubing 20'	\$33.95 EA
1.25" 11Gu. Square Tubing 20'	\$59.53 EA
1.5" 14Gu. Square Tubing 20'	\$54.37 EA
1.5" 11Gu. Square Tubing 20'	\$89.92 EA
1.5" -3/16" Square Tubing 20'	\$72.43 EA
2" 14Gu. Square Tubing 20'	\$75.12 EA
2" 11Gu. Square Tubing 20'	\$110.05 EA
2" -3/16" Square Tubing 20'	\$154.33 EA
2.5" 14Gu. Square Tubing 20'	\$98.40 EA
2.5" 11Gu. Square Tubing 20'	\$104.63 EA
2.5" -3/16" Square Tubing 20'	\$156.59 EA
3" 14Gu. Square Tubing 20'	\$99.10 EA
3" 11Gu. Square Tubing 20'	\$109.44 EA
3" -3/16" Square Tubing 20'	\$212.80 EA
4" 14Gu. Square Tubing 20'	\$165.00 EA
4" 11Gu. Square Tubing 20'	\$185.68 EA
4" -3/16" Square Tubing 20'	\$286.48 EA
4" -1/4" Square Tubing 20'	\$360.32 EA

RECTANGLE TUBING

2"x1" 11 Gu. Rect. Tubing 20'	\$72.73 EA
3"x2" 11 Gu. Rect. Tubing 20'	\$78.32 EA
4"x2" 14 Gu. Rect. Tubing 20'	\$97.39 EA
4"x2" 11 Gu. Rect. Tubing 20'	\$128.00 EA
4"x2"x3/16" Rect. Tubing 20'	\$184.32 EA
6"x2" 11 Gu. Rect. Tubing 20'	\$168.12 EA
6"x2"x3/16" Rect. Tubing 20'	\$182.06 EA
6"x2" 1/4" Rect. Tubing 20'	\$379.15 EA




CHANNEL IRON, REBAR, BASE

12

ANGLE, RECEIVER CHANNEL, AND CLIPS

CHANNEL IRON

3"-4.1# 20'	\$65.40 EA
4"-5.4# 20'	\$90.63 EA
5"-6.7# 20'	\$107.00 EA
6"-8.2# 20'	\$131.13 EA
7"-9.8# 20'	\$153.80 EA
8"-11.5# 20'	\$174.60 EA



REBAR

3/8" 20' - 40 GRADE	\$5.67 EA
1/2" 20' - 40 GRADE	\$10.67 EA



RECEIVER CHANNEL

8-3/16" x 2" 14 GA 20'	\$67.50 EA
8-3/16" x 2" 14 GA 25'	\$67.50 EA

WELD CLIPS

3" X 5"	\$1.32 EA
5" X 7"	\$1.88 EA

BASE ANGLE

2" X 4" 14GA 20'	\$37.89 EA
2" X 4" 14GA 25'	\$47.37 EA

FLAT STRAP

11

FLAT STRAP

1/2" X 1/8" 20'	\$5.23 EA
1" X 1/8" 20'	\$8.27 EA
1-1/2" X 1/8" 20'	\$14.28 EA
2" X 1/8" 20'	\$30.08 EA
2" X 3/16" 20'	\$25.71 EA
2" X 1/4" 20'	\$34.60 EA
3" X 1/8" 20'	\$26.46 EA
3" X 3/16" 20'	\$41.69 EA
3" X 1/4" 20'	\$34.37 EA
4" X 1/8" 20'	\$52.27 EA
4" X 3/16" 20'	\$53.73 EA
4" X 1/4" 20'	\$49.05 EA
5" X 3/16" 20'	\$65.22 EA
5" X 1/4" 20'	\$65.21 EA
6" X 3/16" 20'	\$71.57 EA
6" X 1/4" 20'	\$79.88 EA
6" X 5/16" 20'	\$79.06 EA
6" X 3/8" 20'	\$142.50 EA
6" X 1/2" 20'	\$129.87 EA
7" X 3/8" 20'	\$134.73 EA
8" X 1/4" 20'	\$212.64 EA
8" X 1/2" 20'	\$234.01 EA




ANGLE IRON

8

ANGLE IRON

1" X 1/8" 20'	\$16.97 EA
1-1/4" X 1/8" 20'	\$25.05 EA
1-1/2" X 1/8" 20'	\$26.71 EA
2" X 1/8" 20'	\$49.81 EA
2" X 3/16" 20'	\$34.72 EA
2" X 1/4" 20'	\$61.34 EA
2" X 3" X 3/16" 20'	\$49.88 EA
3" X 3/16" 20'	\$61.42 EA
4" X 1/4" 20'	\$104.31 EA




DIAMOND PLATE

4' X 8' X 1/8"	\$387.55 EA
4' X 8' X 3/16"	\$400.00 EA
5' X 10' X 3/16"	\$721.72 EA

PLATE STEEL

4' X 8' 16GA	\$133.61 EA
4' X 8' 14GA	\$152.78 EA
4' X 8' 11GA (1/8")	\$254.80 EA
4' X 8' X 3/16"	\$410.53 EA
4' X 8' X 1/4"	\$552.63 EA
4' X 8' X 3/8"	\$517.11 EA
4' X 8' X 1/2"	\$885.26 EA
5' X 10' X 3/16"	\$339.53 EA



EXPANDED METAL

4' X 8' SHEETS

3/4" - #9 FLAT	\$101.68 EA
3/4" - #9 STANDARD	\$82.00 EA

**DON'T SEE WHAT YOU ARE LOOKING FOR?
CONTACT OUR OFFICE AT 432-606-5092 AND LET US
HELP GET YOU WHAT YOU NEED?**

**NEED A QUOTE?
COME BY, CALL, OR SEND US AN EMAIL AND WE CAN
GET IT DONE.**

**UNSURE OF COLOR COMBOS?
COME ON BY AND GET A FREE COLOR SAMPLE TO TAKE
WITH YOU!**